
NZEI and PPTA
Attitudes: Teachers and Schools
March 2018



CONTENTS

▀ Research approach	2
▀ Findings	3
▀ Demographics	11

Research approach

- ✦ Online survey
 - ✦ n=1,008, Nationally representative by gender, age (20yrs +), and region. Weighted to population.
 - ✦ Survey conducted Thurs 22nd to Mon 26th March
- ✦ Respondents were sourced from Research Now an online Research Panel Provider that complies with ESOMAR guidelines for online research.
- ✦ Quota sampling and weighting to ensure representative cross section by age, gender and geography
- ✦ To correct for non-response in any of the quota sampling variables, the data have been weighted based on Statistics New Zealand's population counts.
- ✦ Maximum of +/- 3% margin of error at the 95% confidence level. This is the sampling error for a result around 50%. Results higher and lower than 50% have a smaller sampling error.
- ✦ Totals may not equal 100% due to rounding.

Research findings

- ✦ Around two thirds of the general public believe NZ schools are doing ok or well. Those with children at school (primary or secondary) are more likely to think Primary schools doing better.
- ✦ Widespread agreement that there is a shortage of teachers, both at Primary and Secondary schools (85%).
- ✦ Also widespread agreement that teachers need a pay rise (83%).
- ✦ Most (82%) agree that a pay rise will improve teacher numbers and address shortages. Of those who agree, most (91%) believe at least a moderate pay rise is needed.
- ✦ Fairly consistent agreement that teachers are bogged down in administration, although those with children at primary school are less likely to think secondary school teachers are impacted.
- ✦ Very strong agreement that more support is needed for students with additional learning needs, particularly for those who have children at secondary school.
- ✦ High levels of support for more Government spending on education, although support is less strong amongst those who don't have children at school.



Detailed Findings

Widespread agreement that there is a shortage of teachers, both at Primary and Secondary schools (85%).

Q2. Again, thinking of all the things you have seen, heard or know about Primary and Secondary schools in New Zealand, to what extent do you agree or disagree that?

Teacher shortage

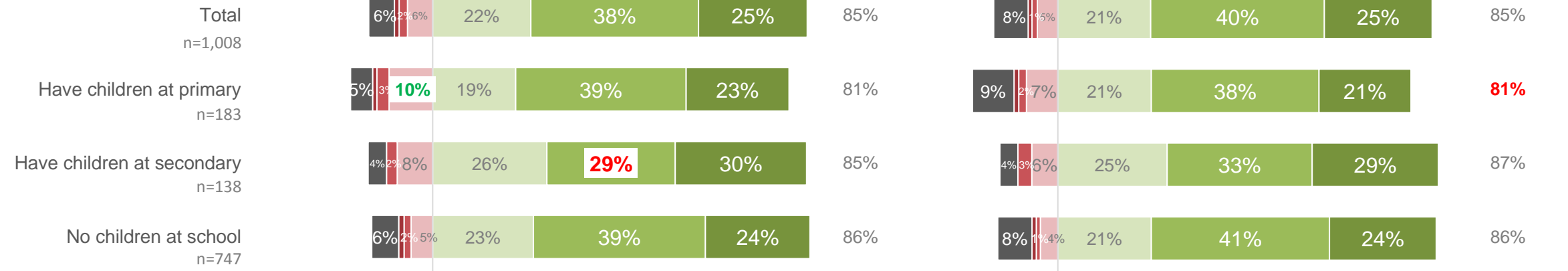
■ Dont know ■ Strongly disagree ■ Disagree ■ Somewhat disagree ■ Somewhat agree ■ Agree ■ Strongly agree

There is a shortage of Primary school teachers

Nett Agree

There is a shortage of Secondary school teachers

Nett Agree



#%= Significantly higher than total

#%= Significantly lower than total

Also widespread agreement that teachers need a pay rise (83%).

Q3. To what extent do you agree or disagree that

Pay rise

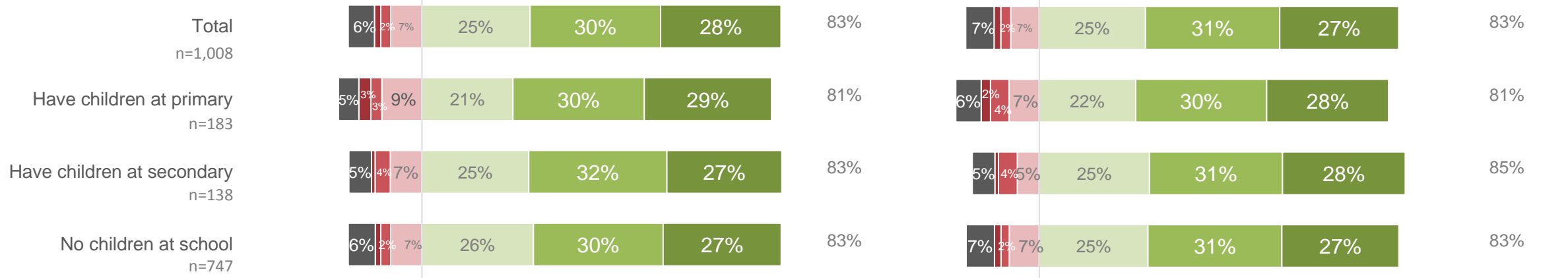
■ Dont know ■ Strongly disagree ■ Disagree ■ Somewhat disagree ■ Somewhat agree ■ Agree ■ Strongly agree

Primary school teachers need a pay rise

Secondary school teachers need a pay rise

Nett Agree

Nett Agree



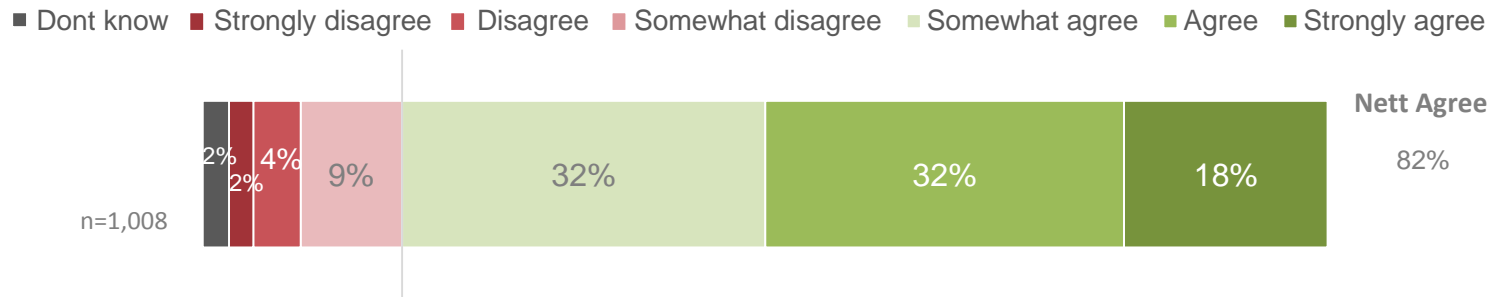
#%= Significantly higher than total

#%= Significantly lower than total

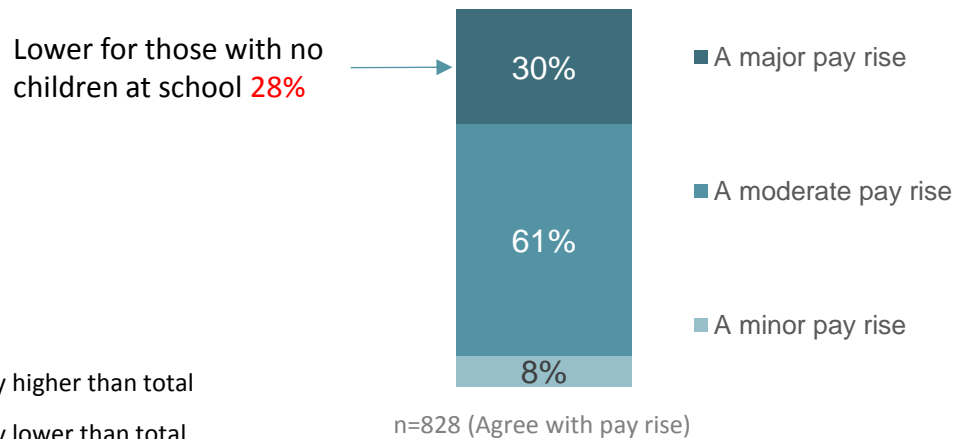
Most (82%) agree that a pay rise will improve teacher numbers and address shortages. Of those who agree, most (91%) believe at least a moderate pay rise is needed.

Q4. To what extent do you agree or disagree that increasing the level of pay that teachers receive will improve teacher numbers and address any shortages?
 Q5. What degree of pay rise do you think is needed to improve teacher numbers and address the shortage?
 Q6. And roughly what % do you feel that level of pay rise is? ____%

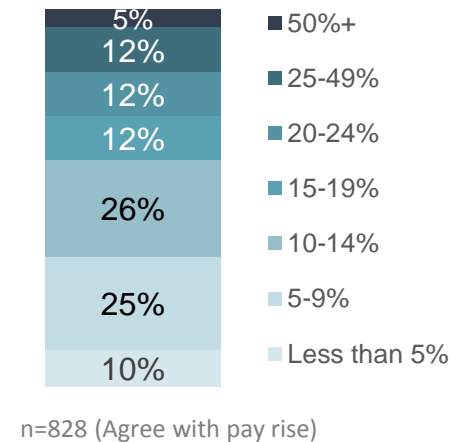
Pay rise improve teacher numbers



Degree of pay rise



Percent pay rise



#%= Significantly higher than total

#%= Significantly lower than total

Fairly consistent agreement that teachers are bogged down in administration, although those with children at primary school are less likely to think secondary school teachers are impacted.

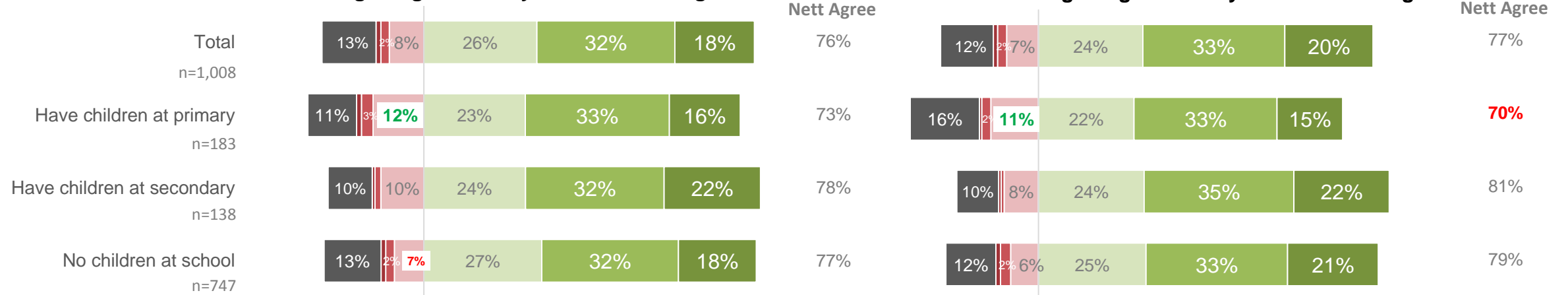
Q7. To what extent do you agree or disagree with the following statements?

Administration

■ Dont know ■ Strongly disagree ■ Disagree ■ Somewhat disagree ■ Somewhat agree ■ Agree ■ Strongly agree

Primary school teachers are bogged down in administration and this is getting in the way of them teaching

Secondary school teachers are bogged down in administration and this is getting in the way of them teaching



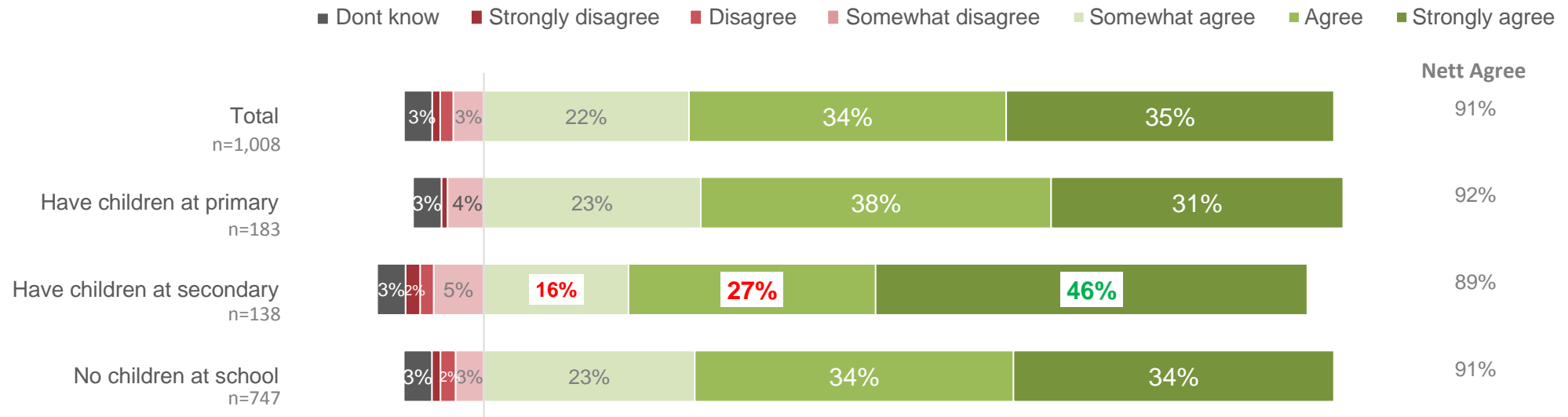
#%= Significantly higher than total

#%= Significantly lower than total

Very strong agreement that more support is needed for students with additional learning needs, particularly for those who have children at secondary school.

Q8. To what extent do you agree or disagree that more needs to be done for students with additional learning needs?

Support for additional learning needs



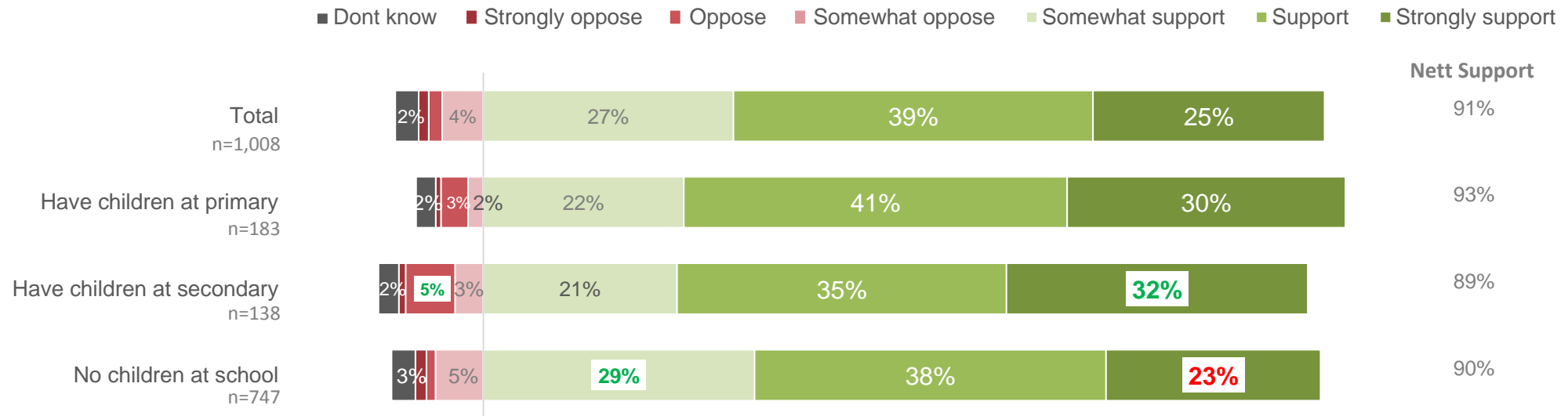
#%= Significantly higher than total

#%= Significantly lower than total

High levels of support for more Government spending on education, although support is less strong amongst those who don't have children at school.

Q9. Thinking about how your tax money is spent by the Government, do you support or oppose more money being allocated to fixing problems in education compared to other issues?

Support for more Government spending on education



#%= Significantly higher than total

#%= Significantly lower than total

Around two thirds of the general public believe NZ schools are doing ok or well. Those with children at school (primary or secondary) are more likely to think Primary schools doing better.

Q1. Thinking of all the things you have seen, heard or know about Primary and Secondary schools in New Zealand, which statement best describes your view?

State of NZ Schools

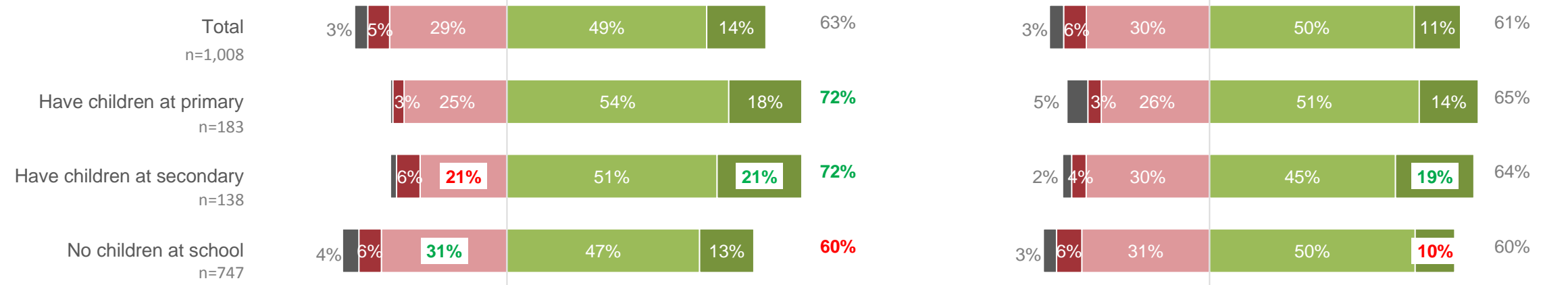
■ Dont know ■ In crisis ■ Struggling ■ Doing ok ■ Doing well

Primary Schools

Secondary Schools

Nett Ok/Well

Nett Ok/Well



#%= Significantly higher than total

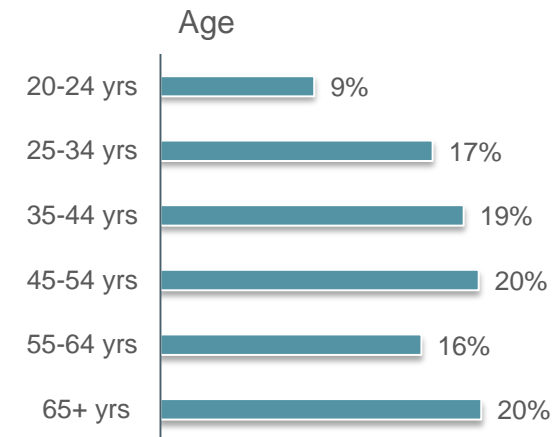
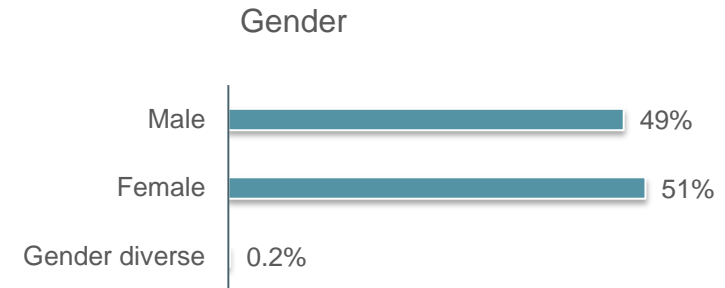
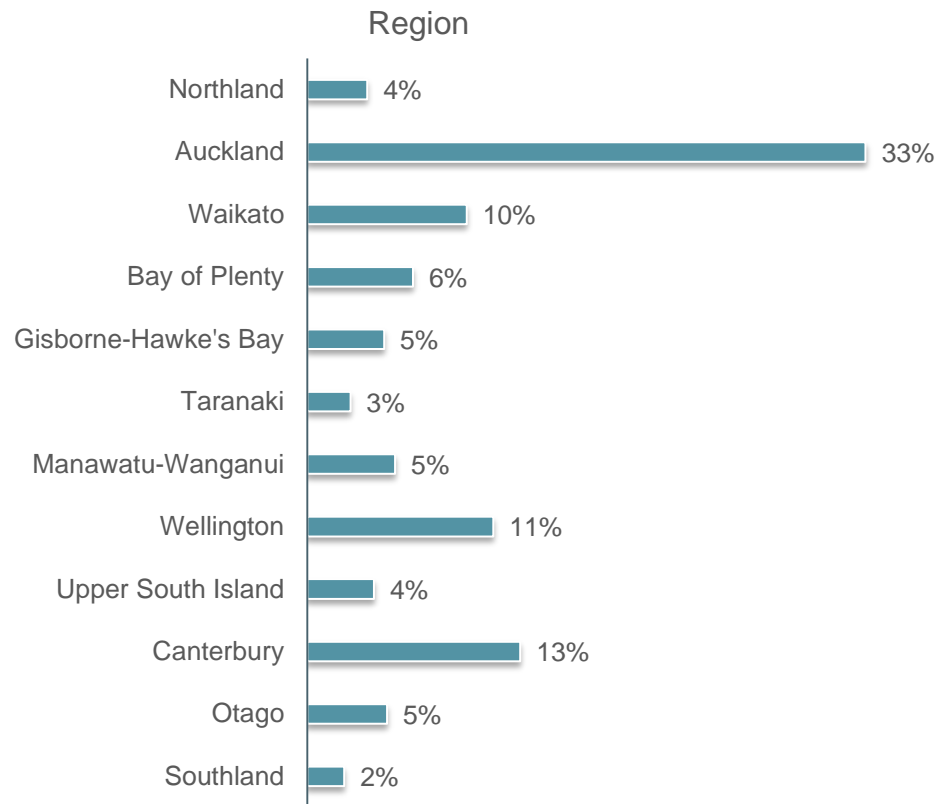
#%= Significantly lower than total



DEMOGRAPHICS

Demographics

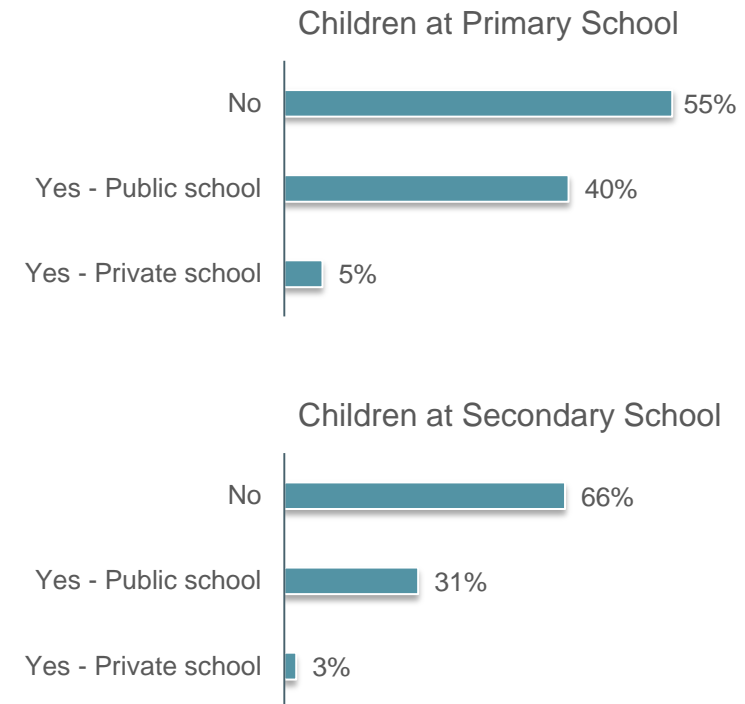
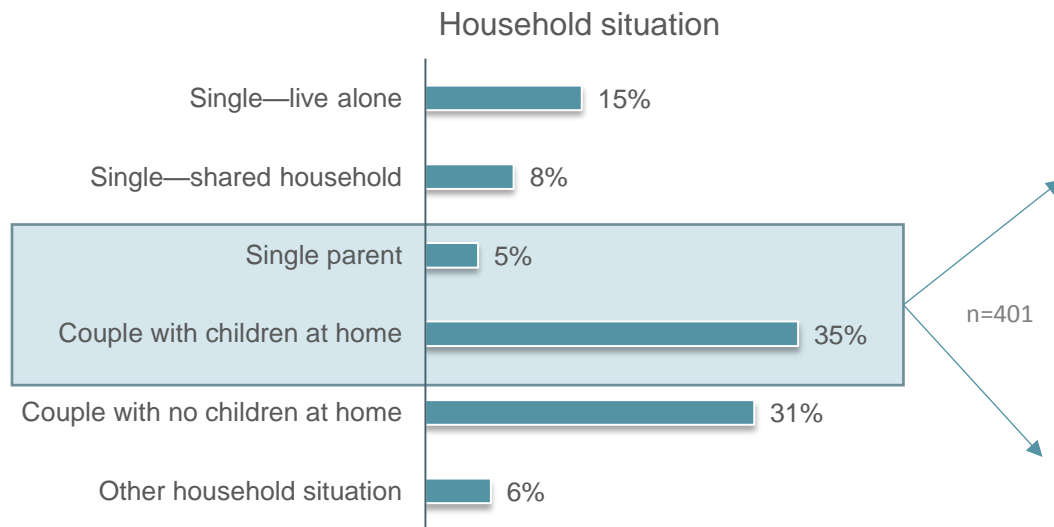
D3 Which region of New Zealand do you live in?, D1. Are you ...?, D2. Could you please tell me which of the following age groups you belong to?



n=1,008

Demographics

D7. Which type of household situation best applies to you?, D7a. Do you have a child / children attending primary school?, D7b Do you have a child / children attending secondary school?

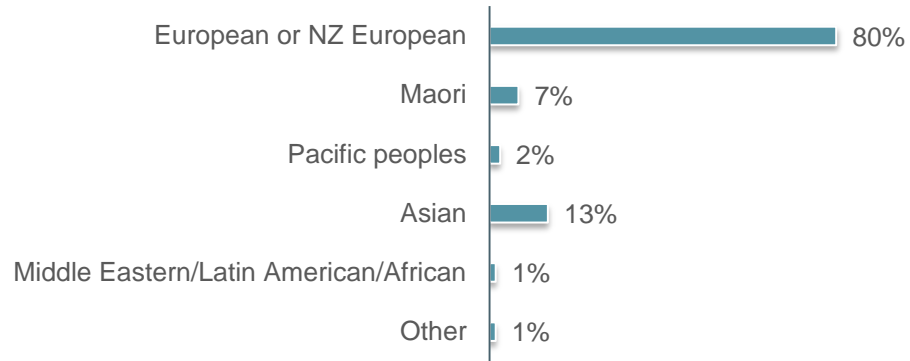


n=1,008


Demographics

D9. Which ethnic group do you belong to? (Please select those that apply to you). D10. And which of the following best describes your highest level of education?
D5. Where do you live?

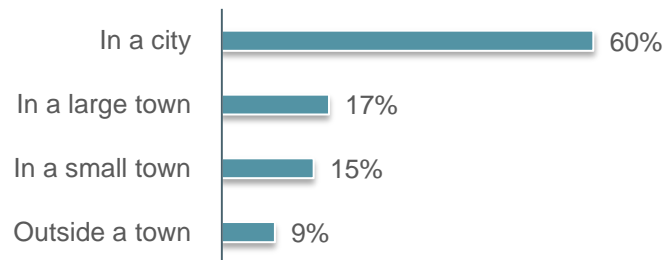
Ethnicity



Highest level of education



Where do you live?



n=1,008

We look forward to discussing these findings
with you.

If you have any questions in the meantime or
anytime, please contact us.

Matt Benson & Penny Turner
www.thenavigators.co.nz
